



# SPORTSFIELD SPECIALTIES

EXCELLENCE FROM DESIGN TO INSTALLATION



## BASEBALL & SOFTBALL CATALOG

[www.sportsfield.com](http://www.sportsfield.com) | 888-975-3343





## Welcome to Sportsfield Specialties, Inc.

Since 1998, Sportsfield Specialties, Inc. has been the innovative leader in the manufacture and sale of athletic field equipment for high school, college, and professional levels of competition. With over 30 patents awarded for their game-changing designs, Sportsfield is integral to moving the sports construction and venue renovation industries forward. Our commitment to client-centered service, strategic partnerships, and building world-class equipment gives customers the highest level of confidence that their facility will look great and function efficiently using Sportsfield equipment

Sportsfield's motto is Excellence from Design to Installation and from first contact, our sales team is ready to help you select the best solutions for your unique facility. At Sportsfield, our in-house engineers are integral to finding custom solutions that address regional elements such as wind load and soil conditions. We don't stop there! We're also committed to certified excellence and work with 3rd party testing agencies to ensure products like our Ultra Cross® Knotless Baseball Netting Systems and Zone® Outdoor Wall Pads function at the top of their game.





## Baseball / Softball Foul Poles

### Product Overview

- Standard powder coated yellow, white, or orange finish available to meet NCAA softball field of play, foul pole rule 2.12 requiring a contrasting color to the ball
- Standard pre-engineered heights: 15', 20', 30', 40', 50', 60', 70', and 80'
- Available with or without mesh wing
- Available with stamped drawings and calculations by a licensed professional engineer
- Custom sizes available upon request

| Item Number | Product Description   |
|-------------|---|
| FP415       | Foul pole without mesh wing, ground sleeve inserted - 15'H            |
| FP415PL     | Foul pole without mesh wing, base plate mount - 15'H                  |
| FPW415      | Foul pole with mesh wing, ground sleeve inserted - 15'H               |
| FPW415PL    | Foul pole with mesh, base plate mount - 15'H                          |
| FP420       | Foul pole without mesh wing, ground sleeve inserted - 20'H            |
| FP420PL     | Foul pole without mesh wing, base plate mount - 20'H                  |
| FPW420      | Foul pole with mesh, ground sleeve inserted - 20'H                    |
| FPW420PL    | Foul pole with mesh, base plate mount - 20'H                          |
| FP630       | Foul pole without mesh wing, ground sleeve inserted - 30'H            |
| FP630PL     | Foul pole without mesh wing, base plate mount - 30'H                  |
| FPW630      | Foul pole with mesh, ground sleeve inserted - 30'H                    |
| FPW630PL    | Foul pole with mesh, base plate mount - 30'H                          |
| FP640       | Foul pole without mesh wing, ground sleeve inserted - 40'H            |
| FP640PL     | Foul pole without mesh wing, base plate mount - 40'H                  |
| FPW640      | Foul pole with mesh, ground sleeve inserted - 40'H                    |
| FPW640PL    | Foul pole with mesh, base plate mount - 40'H                          |
| FPW850      | Foul pole with mesh, ground sleeve inserted - 50'H                    |
| FPW1060     | Foul pole with mesh, ground sleeve inserted - 60'H                    |
| FPW1270     | Foul pole with mesh, direct embedment - 70'H                          |
| FPW1480     | Foul pole with mesh, direct embedment - 80'H                          |
| PESFP       | Stamped drawings and calculations by a licensed professional engineer |



## Outfield Batter's Eye


### Product Overview

- Ideal backdrop for baseball and softball hitters at all levels
- Solid surface metal wall paneling and solid vinyl models available!
- Solid vinyl models are opaque with low-gloss matte finish and are stronger than industry standard mesh winscreen
- Professionally pre-engineered systems available in multiple sizes
- Variety of standard colors available for both structure and mesh
- Choose from direct embedment or base plate mounted install
- Custom sizes and/or designs available upon request
- Digital graphics available upon request with select models



## Pre-Engineered Solutions for All Levels of Play

| Item Number | Product Description   |
|-------------|---|
| BE2040      | 20'H x 40'L Batter's Eye - solid vinyl enclosure, direct embedment                      |
| BE2040PL    | 20'H x 40'L Batter's Eye - solid vinyl enclosure, plate mounted                         |
| BESR2040    | 20'H x 40'L Batter's Eye - solid surface ribbed panels, direct embedment                |
| BESR2040PL  | 20'H x 40'L Batter's Eye - solid surface ribbed panels, plate mounted                   |
| BESF2040    | 20'H x 40'L Batter's Eye - solid surface flush panels, direct embedment                 |
| BESF2040PL  | 20'H x 40'L Batter's Eye - solid surface flush panels, plate mounted                    |
| BE3060      | 30'H x 60'L Batter's Eye - solid vinyl enclosure, direct embedment                      |
| BE3060PL    | 30'H x 60'L Batter's Eye - solid vinyl enclosure, plate mounted                         |
| BESR3060    | 30'H x 60'L Batter's Eye - solid surface ribbed panels, direct embedment                |
| BESR3060PL  | 30'H x 60'L Batter's Eye - solid surface ribbed panels, plate mounted                   |
| BESF3060    | 30'H x 60'L Batter's Eye - solid surface flush panels, direct embedment                 |
| BESF3060PL  | 30'H x 60'L Batter's Eye - solid surface flush panels, plate mounted                    |
| BE4080      | 40'H x 80'L Batter's Eye - solid vinyl enclosure, direct embedment                      |
| BE4080PL    | 40'H x 80'L Batter's Eye - solid vinyl enclosure, plate mounted                         |
| BESR4080    | 40'H x 80'L Batter's Eye - solid surface ribbed panels, direct embedment                |
| BESR4080PL  | 40'H x 80'L Batter's Eye - solid surface ribbed panels, plate mounted                   |
| BESF4080    | 40'H x 80'L Batter's Eye - solid surface flush panels, direct embedment                 |
| BESF4080PL  | 40'H x 80'L Batter's Eye - solid surface flush panels, plate mounted                    |
| PESBE       | Stamped drawings and calculations by a licensed professional engineer, direct embedment |
| PESBEPL     | Stamped drawings and calculations by a licensed professional engineer, plate mounted    |



## Seasonal & Semi-Permanent Fencing

### Product Overview

- Seasonal and semi-permanent multi-use fencing solutions
- Ideal for outfield fencing and spectator/crowd control barriers
- Free-standing base or semi-permanent ground sleeve designs
- NEW semi-permanent structural fencing system with integral wall pads
- Durable powder coated finish available in a variety of standard colors
- Optional high resolution digital graphics and lettering

| Item Number | Product Description  |
|-------------|--|
| SF4PT       | 4'H seasonal fencing system, free-standing base  |
| SF4PTP      | Optional wall pads for 4'H seasonal fencing system   |
| SF4         | 4'H semi-permanent fencing system, ground sleeve inserted                                    |
| SF4P        | Optional wall pads for 4'H semi-permanent fencing system                                     |
| SF4S        | 4'H semi-permanent structural fencing system with integral wall pads, ground sleeve inserted |
| SF6         | 6'H semi-permanent fencing system, ground sleeve inserted                                    |
| SF6P        | Optional wall pads for 6'H semi-permanent fencing system                                     |
| SF6S        | 6'H semi-permanent structural fencing system with integral wall pads, ground sleeve inserted |
| SF8S        | 8'H semi-permanent structural fencing system with integral wall pads, ground sleeve inserted |





## Baseball / Softball Batting Tunnels

### Product Overview

- Tension, overhead, and cantilever styles available
- Single, double, and triple baseball/softball configurations
- Full-height overlapping entry flaps provide convenience and safety
- Super durable black powder coated aluminum or steel framework
- Black #36 nylon, 1-3/4" mesh net with factory-sewn lead line bottom
- #60 and #84 nylon net available upon request (structure may vary)
- Indoor applications and custom designs available upon request



### Overhead Batting Tunnels

| Item    | Product Description   |
|---------|---|
| BTOBSPL | Single overhead baseball batting tunnel, base plate mounted     |
| BTOSSPL | Single overhead softball batting tunnel, base plate mounted     |
| BTOBS   | Single overhead baseball batting tunnel, ground sleeve inserted |
| BTOSS   | Single overhead softball batting tunnel, ground sleeve inserted |
| BTOBDPL | Double overhead baseball batting tunnel, base plate mounted     |
| BTOSDPL | Double overhead softball batting tunnel, base plate mounted     |
| BTOBD   | Double overhead baseball batting tunnel, ground sleeve inserted |
| BTOSD   | Double overhead softball batting tunnel, ground sleeve inserted |
| BTOBTPL | Triple overhead baseball batting tunnel, base plate mounted     |
| BTOSTPL | Triple overhead softball batting tunnel, base plate mounted     |
| BTOBT   | Triple overhead baseball batting tunnel, ground sleeve inserted |
| BTOST   | Triple overhead softball batting tunnel, ground sleeve inserted |

### Tension Batting Tunnels

| Item  | Product Description                    |
|-------|--|
| BTTBS | Single tension baseball batting tunnel |
| BTTSS | Single tension softball batting tunnel |
| BTTBD | Double tension baseball batting tunnel |
| BTTSD | Double tension softball batting tunnel |
| BTTBT | Triple tension baseball batting tunnel |
| BTTST | Triple tension softball batting tunnel |

### Cantilever Batting Tunnels

| Item | Product Description                |
|------|------------------------------------|
| BTCB | Cantilever baseball batting tunnel |
| BTCB | Cantilever softball batting tunnel |

## About our Preassembled Dugouts



*Pre-Engineered*

*Customizable*

*Easy to Install*

*Quality Control*

*Built to Last*

Sportsfield Specialties specializes in preassembled customized athletic structures for your baseball and softball venues. Our exclusive 5-year warranty is a testament to the quality and durability of our products. No other manufacturer or on-site builder promises the same! By constructing our dugouts and storage units prior to delivery, we are able to manage the quality, avoiding inconsistency in on-site construction. Joints and seams are welded together with MIG and TIG techniques, which are only available within our factory setting and there are almost no bolts, which loosen over time. Weather-related delays are no longer a factor in installation because our preassembled structures are constructed in a controlled climate environment.





## Enclosed Dugouts

### Product Overview

- Premium modular dugout ideal for high schools and colleges
- 100% prefabricated construction - Ready to place upon arrival
- High performance SmartSide® lap siding
- Choice of color for interior wall, exterior siding, and fascia
- Industry exclusive 5-year manufacturer's product warranty
- Custom sizes and designs available upon request



| Item Number | Product Description  |
|-------------|--|
| ED8X16      | Enclosed Modular Dugout, 8'Wx16'L  |
| ED8X16ELEC  | Standard electrical package for 8'Wx16'L Enclosed Dugout   |
| ED8X24      | Enclosed Modular Dugout, 8'Wx24'L  |
| ED8X24ELEC  | Standard electrical package for 8'Wx24'L Enclosed Dugout   |
| ED8X32      | Enclosed Modular Dugout, 8'Wx32'L  |
| ED8X32ELEC  | Standard electrical package for 8'Wx32'L   |
| ED8X40      | Enclosed Modular Dugout, 8'Wx40'L  |
| ED8X40ELEC  | Standard electrical package for 8'Wx40'L Enclosed Dugout   |
| ED8X48      | Enclosed Modular Dugout, 8'Wx48'L  |
| ED8X48ELEC  | Standard electrical package for 8'W x 48'L   |
| EDSC        | 6' Storage closet for Enclosed Dugout, includes 36"W x 80"H steel entry door and OSB interior wall panel |
| EDSCELEC    | Standard electrical package for 6' storage closet for Enclosed Dugout                                    |
| EDSCVL      | Vision Lite for 6' storage closet for enclosed Modular Dugout  |
| EDSF4       | Enclosed Dugout 4'H security fencing   |
| EDSF8       | Enclosed Dugout 8'H security fencing with two (2) lockable hinged entry doors                            |
| PESDO       | Stamped drawings and calculations by a licensed professional engineer                                    |






## Cantilever Dugouts

### Product Overview

- Attractive shelter without visual obstruction
- Fully preassembled powder coated steel roof and columns
- Roof, fascia and columns offered in various colors & rear offset distances; 8" or 24"
- Industry exclusive 5-year manufacturer's product warranty
- Custom sizes and designs available upon request

| Item       | Product Description   |
|------------|---|
| CD8X1608   | Cantilever Dugout, 8'Wx16'L with 8" support column offset             |
| CD8X16024  | Cantilever Dugout, 8'Wx16'L with 24" support column offset            |
| CD8X2408   | Cantilever Dugout, 8'Wx24'L with 8" support column offset             |
| CD8X24024  | Cantilever Dugout, 8'Wx24'L with 24" support column offset            |
| CD8X3208   | Cantilever Dugout, 8'Wx32'L with 8" support column offset             |
| CD8X32024  | Cantilever Dugout, 8'Wx32'L with 24" support column offset            |
| CD8X4008   | Cantilever Dugout, 8'Wx40'L with 8" support column offset             |
| CD8X40024  | Cantilever Dugout, 8'Wx40'L with 24" support column offset            |
| CD8X48008  | Cantilever Dugout, 8'Wx48'L with 8" support column offset             |
| CD8X48024  | Cantilever Dugout, 8'Wx48'L with 24" support column offset            |
| CD10X1608  | Cantilever Dugout, 10'Wx16'L with 8" support column offset            |
| CD10X16024 | Cantilever Dugout, 10'Wx16'L with 24" support column offset           |
| CD10X2408  | Cantilever Dugout, 10'Wx24'L with 8" support column offset            |
| CD10X24024 | Cantilever Dugout, 10'Wx24'L with 24" support column offset           |
| CD10X3208  | Cantilever Dugout, 10'Wx32'L with 8" support column offset            |
| CD10X32024 | Cantilever Dugout, 10'Wx32'L with 24" support column offset           |
| CD10X4008  | Cantilever Dugout, 10'Wx40'L with 8" support column offset            |
| CD10X40024 | Cantilever Dugout, 10'Wx40'L with 24" support column offset           |
| CD10X4808  | Cantilever Dugout, 10'Wx48'L with 8" support column offset            |
| CD10X48024 | Cantilever Dugout, 10'Wx48'L with 24" support column offset           |
| PESDO      | Stamped drawings and calculations by a licensed professional engineer |



## GameShade® Dugouts

### Product Overview

- Sleek, cost effective shelter for all levels of competition
- Fully preassembled powder coated steel roof and columns
- Roof, fascia and columns offered in various colors and enclosure options
- Industry exclusive 5-year manufacturer's product warranty
- Custom sizes and designs available upon request

| Item Number | Product Description   |
|-------------|---|
| GD8X16      | GameShade® Dugout, 8'Wx16'L   |
| GD8X24      | GameShade® Dugout, 8'Wx24'L   |
| GD8X32      | GameShade® Dugout, 8'Wx32'L   |
| GD8X40      | GameShade® Dugout, 8'Wx40'L   |
| GD8X48      | GameShade® Dugout, 8'Wx48'L   |
| GD10X16     | GameShade® Dugout, 10'Wx16'L  |
| GD10X24     | GameShade® Dugout, 10'Wx24'L  |
| GD10X32     | GameShade® Dugout, 10'Wx32'L  |
| GD10X40     | GameShade® Dugout, 10'Wx40'L  |
| GD10X48     | GameShade® Dugout, 10'Wx48'L  |
| GDSF8       | GameShade® Dugout 8'H security fencing                                |
| PESDO       | Stamped drawings and calculations by a licensed professional engineer |





## Natural Wood Storage Units

### Product Overview

- Preassembled natural wood design
- Exterior grade plywood with hard ash edges
- Available in stand-up and wall mounted styles
- Custom sizes and configurations available



| Item Number | Product Description   |
|-------------|---|
| SUWHCBSS    | Natural wood stand-up cubby with 16-helmet, 8-bat bin, and side storage |
| SUWHCBSSC   | Vinyl bat and helmet cubby cover  |
| SUWHCCRWM   | Natural wood wall mounted cubby with 6-helmet and 6-hook coat rack      |
| SUWCRSWM    | Natural wood wall mounted 6-hook coat rack and shelf                    |

**Excellence from Design to Installation**



## All-Weather Aluminum Storage Units

### Product Overview

- The answer to your game day storage needs!
- Preassembled all-weather aluminum design
- Available in stand-up and wall mounted styles
- Offered in a variety of powder coat colors
- Custom sizes and configurations available



| Item        | Product Description  |
|-------------|--|
| SUAHCBBSS   | Stand-up cubby with 16-helmet, 8-bat bin, and side storage (A)           |
| SUAHC12BBSS | Stand-up cubby with 12-helmet, 8-bat bin, and side storage               |
| SUAHCBSBL   | Stand-up cubby with support legs, 16-helmet, and 16-bat slot storage (B) |
| SUAHCBS     | Wall mounted cubby with 16-helmet and 16-bat slot storage                |
| SUAHC       | Wall mounted cubby with 16-helmet storage                                |
| SUAHC12     | Wall mounted cubby with 12-helmet storage                                |
| SUAHCWM     | Wall mounted cubby with 4-helmet storage (D)                             |
| SUACRSWM    | Wall mounted 4-hook coat rack and shelf (C)                              |
| SUABRSS     | Base unit with 8-bat bin and side storage                                |
| SUABRPL8    | Stand alone 8-bat storage rack   |
| SUABRPL15   | Stand alone 15-bat storage rack (E)                                      |



**Excellence from Design to Installation**


## Guard Rail Systems

### Product Overview

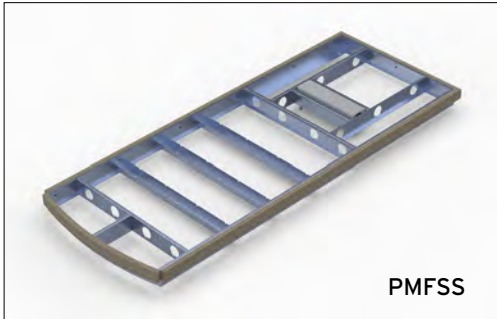
- Guard Rail Systems are modularized for professional aesthetics and ease of installation
- Super durable powder coated steel frames protected with squared guard rail & post pads
- Ultra Cross® Knotless Dyneema® netting provides a barrier without compromising visibility
- Surface mounted design allows for installation flexibility during construction and retro-fits
- A pre-engineered solution that eliminates site-built railings and custom pads/netting
- Customizable lengths available in standard heights of 36", 42", 48", 72" and 96"H
- Post and rail pads are available in a variety of standard vinyl colors
- Available with custom digitally printed graphics and lettering




| Item Number | Product Description   |
|-------------|---|
| GRS36       | Guard rail system with steel structure, protective rail pads, and Ultra Cross® netting - 36"H |
| GRS42       | Guard rail system with steel structure, protective rail pads, and Ultra Cross® netting - 42"H |
| GRS48       | Guard rail system with steel structure, protective rail pads, and Ultra Cross® netting - 48"H |
| GRS72       | Guard rail system with steel structure, protective rail pads, and Ultra Cross® netting - 72"H |
| GRS96       | Guard rail system with steel structure, protective rail pads, and Ultra Cross® netting - 96"H |



PMFSB



PMFSS



PMFSBPS

## Pitching Mound Forming Systems

### Product Overview

- Designed specifically for permanent synthetic infill turf installations
- Pre-engineered concrete forming system eliminates complex hand-forming
- Meets all rules and regulations for mound diameter, height, and slope
- Pitching rubber height adjustment, drainage, and turf attachment ledges
- Replaceable synthetic infill turf center section
- Bolt-together aluminum construction with rebar anchoring provisions
- Superior stability and longevity versus compacted stone alternatives
- Synthetic infill turf to be provided and installed by others on site
- Includes replaceable Schutt® four-sided professional pitching rubber (SHBBPB)
- US Patent Pending



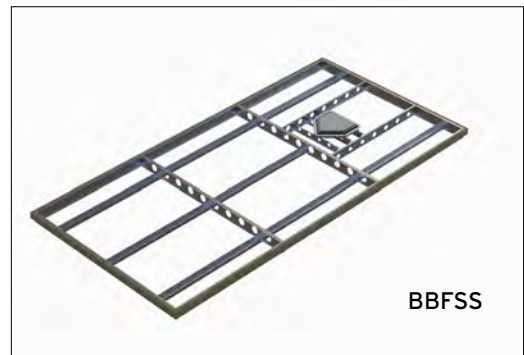

| Item Number | Product Description                            |
|-------------|--|
| PMFSB       | Baseball Pitching Mound Forming System         |
| PMFSS       | Softball Pitching Mound Forming System         |
| PMFSBPS     | Bullpen Pitching Mound Forming System - Single |
| PMFSBPD     | Bullpen Pitching Mound Forming System - Double |
| PMFSBPT     | Bullpen Pitching Mound Forming System - Triple |

## INNOVATIONS FOR EASE & ACCURACY

### Batter's Box Forming Systems

#### Product Overview

- Designed specifically for permanent synthetic infill turf installations
- Pre-engineered concrete forming system eliminates complex hand-forming
- Home plate height adjustment, drainage, and turf attachment ledges
- Bolt-together aluminum construction with rebar anchoring provisions
- Superior stability and longevity versus compacted stone alternatives
- Synthetic infill turf to be provided and installed by others on site
- Includes replaceable Schutt® Hollywood Bury All Home Plate (SHSRHP)
- US Patent Pending



| Item Number | Product Description                  |
|-------------|--------------------------------------|
| BBFSB       | Baseball Batter's Box Forming System |
| BBFSS       | Softball Batter's Box Forming System |



## Porta-Pitch Seasonal Pitching Mounds


### Product Overview

- Official size seasonal pitching mounds ideal for multi-use facilities!
- Available with synthetic turf or clay center section
- Optional clay center strip provides traditional feel and performance
- Sectional design and wheel / hitch system make it easy to transform field
- Meets all rules and regulations for size, height, and slope
- Includes official 4-sided pitching rubber
- Little League and bullpen models now available!

| Item Number | Product Description  |
|-------------|--|
| PPLLBIT     | Seasonal Little League pitching mound, brown synthetic infill turf - 10' diameter                |
| PPLRCIT     | Seasonal Little League pitching mound, red clay synthetic infill turf - 10' diameter             |
| PPLLGIT     | Seasonal Little League pitching mound, green synthetic infill turf - 10' diameter                |
| PPBIT       | Seasonal baseball pitching mound, brown synthetic infill turf - 18' diameter                     |
| PPB         | Seasonal baseball pitching mound, clay center section and brown synthetic turf - 18' diameter    |
| PPRCIT      | Seasonal baseball pitching mound, red clay synthetic infill turf - 18' diameter                  |
| PPRC        | Seasonal baseball pitching mound, clay center section and red clay synthetic turf - 18' diameter |
| PPGIT       | Seasonal baseball pitching mound, green synthetic infill turf - 18' diameter                     |
| PPG         | Seasonal baseball pitching mound, clay center section and green synthetic turf - 18' diameter    |
| PPBPBIT     | Seasonal bullpen mound, brown synthetic turf pitching area                                       |
| PPBPB       | Seasonal bullpen mound, clay pitching area with brown synthetic turf                             |
| PPDBPRBIT   | Seasonal double bullpen mound, brown synthetic infill turf                                       |
| PPBPRCIT    | Seasonal bullpen mound, red clay synthetic turf pitching area                                    |
| PPBPRC      | Seasonal bullpen mound, clay pitching area with red clay synthetic turf                          |
| PPDBPRCIT   | Double bullpen mound, red synthetic infill turf  |
| PPBGIT      | Seasonal bullpen mound, green synthetic infill turf pitching area                                |
| PPBPG       | Seasonal bullpen mound, clay pitching area with green synthetic turf                             |
| PPDBPGIT    | Double bullpen mound, red synthetic infill turf  |
| PPCRT       | Porta-Pitch 5'x10' component transport cart  |







## TurfBase® Synthetic Turf Bases, Plates & Pitching Rubbers

### Product Overview

- Patented breakaway base designed specifically for synthetic Infill turf
- Ideal for multi-sport athletic fields, parks, and recreation facilities
- Molded pegs grip the infill material providing lateral stability underfoot
- Releases upon impact of a slide, complying with breakaway requirements
- Durable all rubber mesh reinforced construction with textured surface
- Does not require ground anchors, site-work, or concrete footings
- Official size and shape bases, home plates, and pitching rubbers
- U.S. Patent #8,337,340

| Item Number | Product Description                            |
|-------------|--|
| TBS         | TurfBase® synthetic turf base set              |
| TBDS        | TurfBase® synthetic turf double first base set |
| TBHP        | TurfBase® synthetic turf home plate            |
| TBPR        | TurfBase® synthetic turf pitching rubber       |





**NEW! Home Plate Forming System (Patent Pending)**



**Product Overview**

- Designed specifically for dedicated synthetic infill turf installations
- Stay-in-place concrete forming system simplifies installation
- Height adjustability ensures a flush transition with surrounding surface
- Synthetic turf attachment eliminates peeling from repetitive sliding
- Includes replaceable SHSRHP Schutt® Hollywood Bury All Home Plate
- U.S. Patent Pending

| Item Number | Product Description                          |
|-------------|--|
| HPFS        | Home plate forming system for synthetic turf |
| HPFSCP      | Home plate forming system cover plug         |

# Schutt® / Hollywood Bases, Plates & Pitching Rubbers



## Product Overview

- Official base of Major League Baseball for over 70 years!
- Base design has extended and tapered lip that virtually eliminates edge turn
- Engineered to better withstand bad weather and includes special UV inhibitors
- 4-sided pitching rubbers feature ultra-strong molded rubber construction
- Choose from a variety of standard base, home plate, and pitching rubber models
- Additional Schutt® / Hollywood field equipment available upon request

| Item       | Product Description   |
|------------|---|
| SHBBPLSET  | Schutt® Original Jack Corbett® MLB® Hollywood base set (set of 3)                   |
| SHIBL      | Schutt® Hollywood Impact® bases (set of 3)  |
| SHIBD      | Schutt® Hollywood Impact® double first bases (set of 3)                             |
| SHBBP-44   | Schutt® ground anchor mounts, 1-3/4" sq. x 8" (set of 3)                            |
| SHBBP-64   | Schutt® mushroom anchor plugs (set of 3)  |
| SH12916590 | Schutt® foam anchor plug with indicator (sold individually)                         |
| SHP-UM     | Schutt® Hollywood MLB® pro style universal home plate                               |
| SHP-PS     | Schutt® Pro Home Plate with ground anchor   |
| SHSRHP     | Schutt® Hollywood Bury All home plate   |
| SHP-RBA    | Schutt® Bury All rubber home plate  |
| SHBBPB     | Schutt® Hollywood MLB® official size 4-sided professional pitching rubber, 6" x 24" |
| SHSPR-4SO  | Schutt® official size 4-sided professional pitching rubber, 6" x 24"                |
| SHLBMPR224 | Schutt® Hollywood official size dual stanchion pitching rubber, 6" x 24"            |
| SHSPR-SD   | Schutt® official size step down pitching rubber, 6" x 24"                           |
| SHSPR-4SY  | Schutt® youth size 4-sided pitching rubber, 4" x 18"                                |
| SHLBMPR218 | Schutt® Hollywood youth size dual stanchion pitching rubber, 4" x 18"               |



## Synthetic Turf Access Frame Kits



## Product Overview

- Improves synthetic turf interface to create a seamless multi-use playing surface
- Designed specifically for ground anchors installed within synthetic infill turf
- Includes exclusive infill retainage gasket and perimeter turf attachment ledge
- Durable aluminum constructed frame and solid cover plug
- Integrated 1" PVC drain stub for positive drainage connection
- For use with ground anchored bases, home plates, and pitching rubbers
- Note: synthetic turf and infill material applied by others

| Item Number | Product Description   |
|-------------|---|
| SHAFIT      | Schutt® Hollywood anchor access frame kit with infill retainer system for synthetic turf      |
| SHAFPRIT    | Schutt® Hollywood dual anchor access frame kit with infill retainer system for synthetic turf |











| BALL | STRIKE | OUT | H-E |
|------|--------|-----|-----|
| 1    | 2      | 3   | 4   |
| 5    | 6      | 7   | 8   |
| 9    | 10     | 11  | 12  |



**SPORTSFIELD  
SPECIALTIES**  
[WWW.SPORTSFIELD.COM](http://WWW.SPORTSFIELD.COM)

41155 State Hwy 10. PO Box 231, Delhi, NY 13753  
(888) 975-3343

155 Boyce Dr. Mocksville, NC 27028  
(704) 637-2140